

Axial In-Line Fans						
Fan Code	Fan DIA	l/s	Fan Speed	dBA @ 3M	KW	AMPS
FAN6	150 mm	83	2700 rpm	42	0.038	0.3
FAN8	200 mm	210	2500 rpm	51	0.065	0.45
FAN10	250 mm	370	2700 rpm	52	0.072	0.85

* Max 3 metres of duct for 150 diameter fan*



3 Standard Sizes



FAN10

Ø220mm

FAN8

Ø200mm

FAN6


Ø150mm

Tested Product

Qline Axial In-Line fans have been tested for product performance. Selecting the right fan for a specific application is made much easier.



Plug and Lead



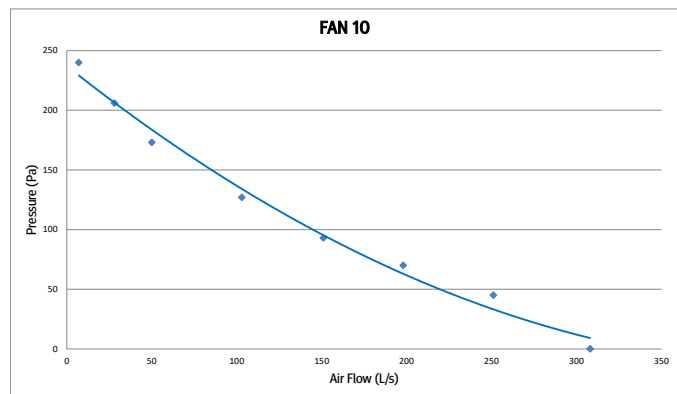
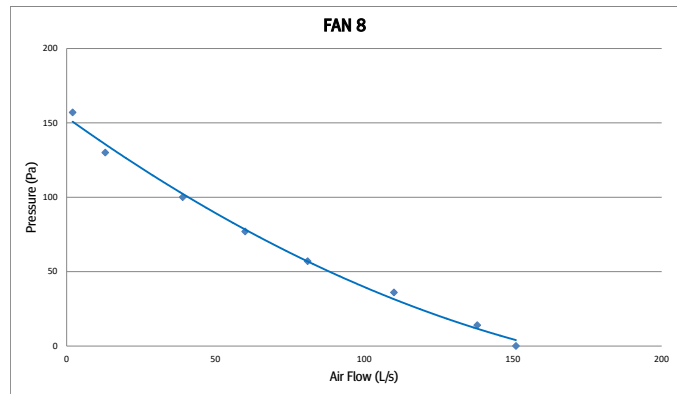
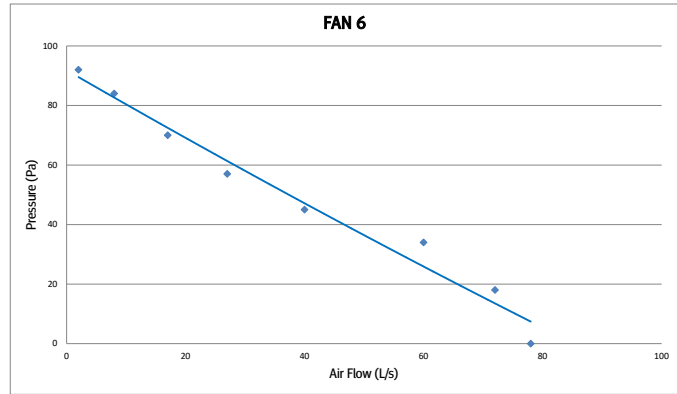
**Mounting Feet
Easier & Faster**

Installation is easier and faster with the standard mounting feet, plug and lead.

ACOUSTIC PERFORMANCE TESTS									
TEST CONDITIONS				SOUND POWER LEVEL, dB re 1E-12 W OCTAVE BAND CENTRE FREQUENCY (Hz)					
	NC	125	250	500	1000	2000	4000	8000	dB (A)
FAN 6	48		52	56	58	56	52	43	62
FAN 8	57	58	63	68	67	65	60	52	71
FAN 10	63	64	71	74	74	71	68	57	78

LEGEND
 NC- Noise Criteria based upon room absorption of 10dB
 dB- Overall dB(A) value

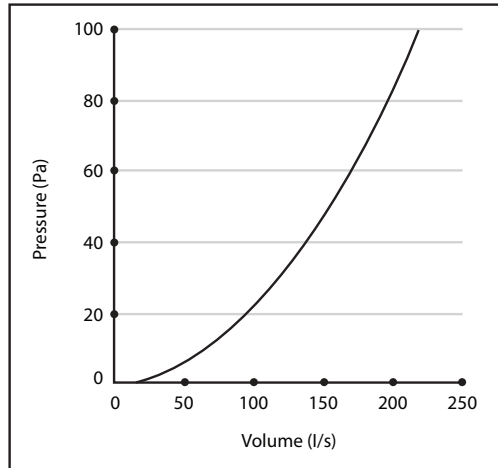
Airflow Performance Test		
FAN MODEL	Static Pressure Across Fan (Pa)	Airflow Rate (L/s)
FAN6	92	2
Measured Values	84	8
23W/0.137A/240V	70	17
	57	27
	45	40
	34	60
	18	72
	0	78
FAN8	157	2
Measured Values	130	13
64W/0.347A/240V	100	39
	77	60
	57	81
	36	110
	14	138
	0	151
FAN10	240	7
Measured Values	206	28
86W/0.361A/240V	173	50
	127	103
	93	151
	70	198
	45	251
	0	308



✓ = Related Products									
FAN SIZE	BDD	RND	IRND	JF	FCEG	GG	LGF	SOB + WPL	NC
150	✓	✓	✓	✓	✓	✓	✓	✓	✓
200	✓	✓	✓	✓	✓				✓
250	✓	✓	✓	✓	✓				✓
	see pg.75	see pg.32	see pg.32	see pg.34	see pg.46	see pg.59	see pg.58	see pg.67	see pg.281

**Roof Cowls Kit
(No Fan Assembly) 150mm**

- Aluminium construction
- Low pressure drop
- 0.5m HDPE Tube included
- DEKTITE Included (metal roofs)
- General usage and heavy duty version available
- Easy installation

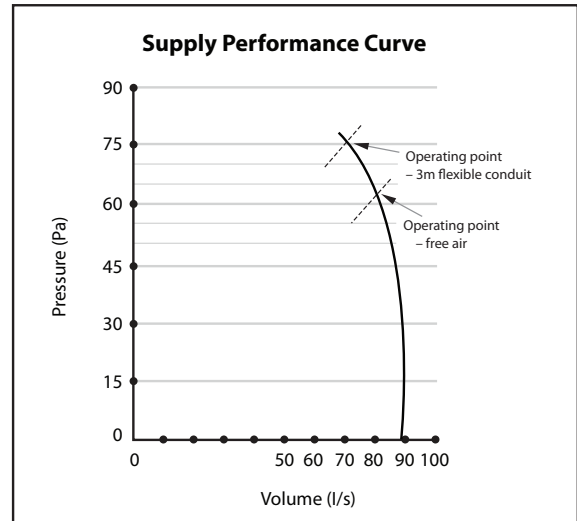
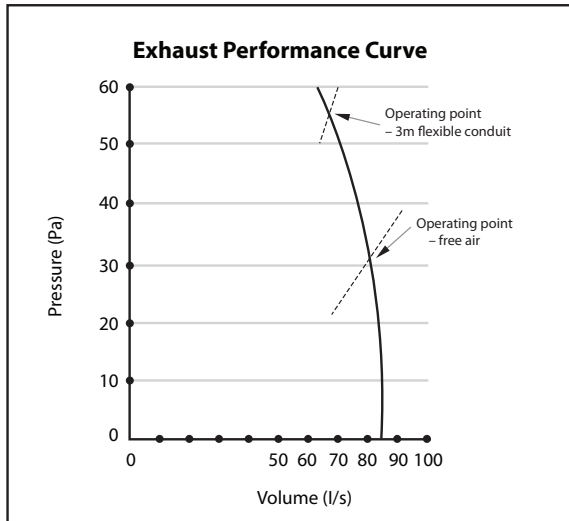


FAN CODE	SIZE	APPLICATION
RCG6GU	150 mm	General Usage
RCG6HD	150 mm	Heavy Duty

Roof Exhaust/Supply Fans - Axial 150mm

- Aluminium construction of cowl
- 0.5m HDPE tube included
- DEKTITE included (metal roof)
- Easy installation
- Low internal noise levels
- Electrical connection can be made inside or outside of roof space (interior junction box included)

Fan Code
REFA6
RSFA6



Related Products							
BDD	RND	IRND	JF	FCEG	GG	LGF	SOB + WPL
see pg.75	see pg.32	see pg.32	see pg.34	see pg.46	see pg.59	see pg.58	see pg.67