

Overview

**12 Months
Warranty**

STOCKED RANGE Door Grille

Description

For air relief, having a single set of fixed blades. Easy snap together installation with no drilling required. Suitable for door thicknesses of 30-45mm, all Door Grilles come complete with a telescopic back frame for an aesthetic appearance on both sides of the door. Available in standard sizes from 300x150 to 600x600 with custom sizes available on request Average free area approximately 50%.

Construction

From high quality extruded aluminium sections, blades are fixed at 22mm centres. Hairline mitres are mechanically held for maximum strength and durability. Finished in natural anodised aluminium as standard with optional powder coated colours and finishes available on request.

PRODUCT CODE	DESCRIPTION
DG	Door Grille

Note:

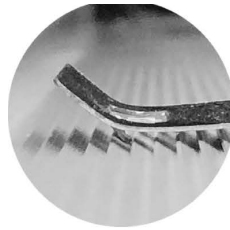

- Door grilles are natural anodised as standard
- Custom sizes and colours are available upon request
- [For product performance data, see page 327](#)



QAE strive to provide products that best suit the market's requirements. As such, QAE reserve the right to supply products which may differ slightly from those shown in this and other publications. For product warranties please refer to our standard terms and conditions.

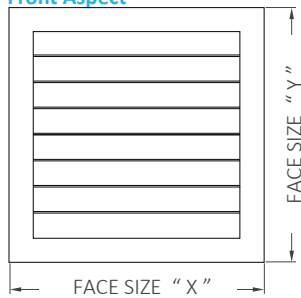
Door Grille				
PRODUCT CODE	NOMINAL NECK (mm)	EXACT NECK (mm)	FACE SIZE X & Y (mm)	PIECES/CARTON
DG126	300 x 150	290 x 140	325 x 175	20
DG186	450 x 150	440 x 140	475 x 175	10
DG244	600 x 100	590 x 90	625 x 125	10
DG246	600 x 150	590 x 140	625 x 175	10
DG128	300 x 200	290 x 190	325 x 225	10
DG168	400 x 200	390 x 190	425 x 225	10
DG248	600 x 200	590 x 190	625 x 225	10
DG2410	600 x 250	590 x 240	625 x 275	10
DG1212	300 x 300	290 x 290	325 x 325	10
DG2012	500 x 300	490 x 290	525 x 325	10
DG2412	600 x 300	590 x 290	625 x 325	10
DG2416	600 x 400	590 x 390	625 x 425	10
DG1818	450 x 450	440 x 440	475 x 475	10
DG2418	600 x 450	590 x 440	625 x 475	10
DG2424	600 x 600	590 x 590	625 x 625	5

Locking Spring Clip

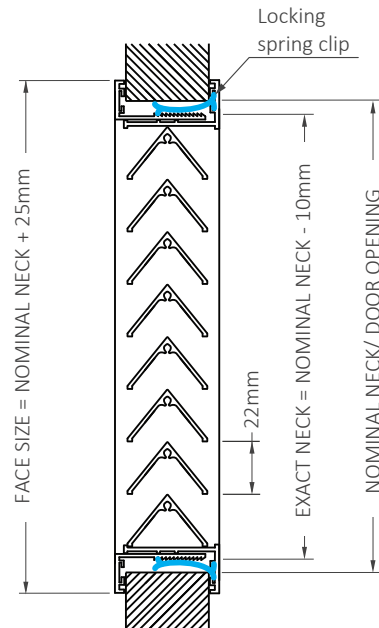
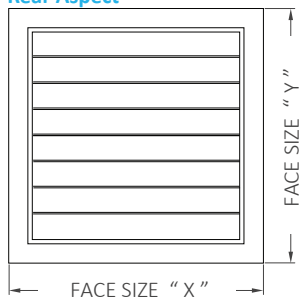


Door Grille: DG

Front Aspect



Rear Aspect



Door Grilles: DG (STOCKED)

Test Conditions

NC levels and pressure drops are given for grilles mounted in a door with no filters attached.
Average Free Area Approx. 50%

Product Code	Nom. Neck (mm)	Neck Area (m ²)	Neck Velocity (m/s)	0.50	0.75	1.00	1.25	1.50	1.75	2.00	2.25
			Pressure Drop (Pa)	2	5	9	14	21	28	36	46
DG126	300x150	0.038	Flow Rate (l/s)	19	29	38	48	57	67	77	86
			NC Level	<15	<15	16	17	20	24	28	33
DG244	600x100	0.051	Flow Rate (l/s)	26	38	51	64	77	89	102	115
			NC Level	<15	<15	16	17	20	23	27	32
DG186	450x150	0.057	Flow Rate (l/s)	29	43	57	72	86	100	115	129
			NC Level	<15	<15	16	17	20	23	27	30
DG246	600x150	0.081	Flow Rate (l/s)	41	61	81	101	122	142	162	182
			NC Level	<15	<15	16	18	20	22	27	30
DG1212	300x300	0.081	Flow Rate (l/s)	41	61	81	101	122	142	162	182
			NC Level	<15	<15	16	18	20	22	27	30
DG248	600x200	0.108	Flow Rate (l/s)	54	81	108	135	162	189	216	243
			NC Level	<15	<15	17	19	21	23	26	30
DG2012	500x300	0.135	Flow Rate (l/s)	68	101	135	169	203	236	270	304
			NC Level	<15	<15	16	19	21	23	27	30
DG2410	600x250	0.135	Flow Rate (l/s)	68	101	135	169	203	236	270	304
			NC Level	<15	<15	16	19	21	23	27	30
DG2412	600x300	0.162	Flow Rate (l/s)	81	122	162	203	243	284	324	365
			NC Level	<15	<15	17	20	22	24	28	31
DG1818	450x450	0.182	Flow Rate (l/s)	91	137	182	228	273	319	365	410
			NC Level	<15	15	18	20	23	25	29	32
DG2416	600x400	0.216	Flow Rate (l/s)	108	162	216	270	324	378	432	486
			NC Level	<15	15	17	20	22	25	29	32
DG2418	600x450	0.243	Flow Rate (l/s)	122	182	243	304	365	425	486	547
			NC Level	<15	16	19	21	24	26	30	33
DG2424	600x600	0.324	Flow Rate (l/s)	162	243	324	405	486	567	648	729
			NC Level	<15	17	20	22	25	27	31	35